

# Variations in the soluble sugar and organic acid contents in radish (*Raphanus sativus* L.) cultivars

著者	Hara Masakazu, Torazawa Daiki, Asai Tatsuo, Takahashi Ikuo
journal or publication title	International Journal of Food Science & Technology
volume	46
number	11
page range	2387-2392
year	2011-09-01
出版者	Wiley
権利	Copyright (C) 1999 2012 John Wiley & Sons, Inc. All Rights Reserved. The definitive version is available at <a href="http://www3.interscience.wiley.com">www3.interscience.wiley.com</a>
URL	<a href="http://hdl.handle.net/10297/6752">http://hdl.handle.net/10297/6752</a>

doi: 10.1111/j.1365-2621.2011.02761.x

1 **Running title**

2 Sugars and organic acids in the radish

3

4 **Title**

5 Variations in the soluble sugar and organic acid contents in radish (*Raphanus sativus* L.)

6 cultivars

7

8 **Authors**

9 Masakazu Hara\*, Daiki Torazawa, Tatsuo Asai, Ikuo Takahashi

10

11 Faculty of Agriculture, Shizuoka University,

12 836 Ohya, Suruga-ku, Shizuoka,

13 422-8529, Japan

14

15 \*Corresponding author

16

17 **Name and address for editorial correspondence**

18 Masakazu Hara

19 Faculty of Agriculture, Shizuoka University,

20 836 Ohya, Suruga-ku, Shizuoka,

21 422-8529, Japan

22 Telephone & FAX number: +81-54-238-5134

23 E-mail address: amhara@ipc.shizuoka.ac.jp

24

25

1 **Summary**

2

3 The radish is a root vegetable of the Brassicaceae family that is mainly consumed in Far Eastern  
4 Asian countries. Because chemical indexes indicating the quality of a radish have not been  
5 established, we investigated the variations in the contents of the soluble sugars and organic acids  
6 that influence taste among 7 radish cultivars. In terms of the total soluble sugar content, which is  
7 a strong index of sweetness, Koshin, Kouto, and Shogoin were the 3 highest among the 7  
8 cultivars. Sobutori, which is the most common radish cultivar in Japan, was the lowest. The total  
9 organic acid contents varied among the 7 cultivars, although they were 5-13 times lower than  
10 the total soluble sugar contents. These results indicate that there are variations in the soluble  
11 sugar and organic acid contents among radish cultivars; therefore, these contents may be used as  
12 chemical indexes for the quality of radishes.

13

14 **Keywords** Ascorbate, citrate, fructose, glucose, malate, organic acids, radish, *Raphanus sativus*,  
15 soluble sugars, taproot.

16

17

1 **Introduction**

2

3 The radish (*Raphanus sativus* L.) is a Brassicaceae tuber vegetable produced throughout the  
4 world. The major consumption area includes the Far Eastern Asian countries, such as Japan,  
5 Korea, and China. Recently, researchers have focused on radishes because radishes have been  
6 found to have health benefits. Radishes contain fair amounts of soluble dietary fibres (Khanum  
7 et al., 2000) and phenolic acids (Mattila and Hellström 2007). The radish produces  
8 glucoraphasatin as a major radish glucosinolate (Lim et al., 2009; Montaut et al., 2010). The  
9 glucoraphasatin and the corresponding isothiocyanate 4-methylthio-3-butenyl isothiocyanate  
10 showed antioxidative and anticarcinogenic activities in several studies (Barillari et al., 2008;  
11 Papi et al., 2008; Hanlon et al., 2007; Beevi et al., 2010). These data demonstrate that the  
12 4-methylthio-3-butenyl isothiocyanate which is derived from the glucoraphasatin is an important  
13 bioactive compound in radishes. On the other hand, researchers have not thoroughly  
14 investigated the contents of soluble sugars and organic acids in radishes. In fruits, the contents  
15 of soluble sugars and organic acids have been well investigated, because they influence the taste  
16 (Malundo et al., 1995; Harker et al., 2002; Versari et al., 2002; Kafkas et al., 2007). If the  
17 contents of soluble sugars and organic acids in radishes can be determined, they will provide  
18 information regarding the taste of radishes.

19 In Japan, 1.6 million tons of radishes were harvested in 2008 (Preliminary Statistical Report  
20 on Agriculture, Forestry and Fisheries of Japan, 2009). From the 1970s to today, the Sobutori  
21 (also called the Taibyō-Sobutori) cultivar has made up a large fraction of the radish production  
22 in Japan. Thus, we first analysed the soluble sugars and organic acids in Sobutori. We also  
23 analysed the soluble sugars and organic acids in 6 cultivars including 2 European radishes  
24 (French Breakfast and Kuromaru), 2 Chinese radishes (Kouto and Koshin), and 2 Japanese  
25 radishes (Shinhasshu and Shogoin), whereas these cultivars have not been produced in large

1 numbers in Japan. In conclusion, we found variations in the soluble sugar and organic acid  
2 contents in radish cultivars.

3

#### 4 **Materials and Methods**

5

##### 6 **Plant materials**

7

8 The seeds of 7 radish cultivars were obtained from seed companies as follows: French Breakfast,  
9 Sobutori, and Shinhasshu were obtained from Takii (Kyoto, Japan), Kouto and Koshin were  
10 obtained from Sakata (Yokohama, Japan), Kuromaru was obtained from Fujita (Osaka, Japan),  
11 and Shogoin was obtained from Takayama (Kyoto, Japan). French Breakfast radishes were  
12 grown in a plastic planter containing Peatban (Sakata Seed, Yokohama, Japan) at a greenhouse  
13 at Shizuoka University, Japan, in 2010. The plants were watered every week with Hyponex  
14 solution (500 times dilution; Hyponex, Tokyo, Japan) and were harvested on the 20th day  
15 (young stage) or the 30th day (mature stage) after sowing. The other 6 cultivars were cultivated  
16 in a field at Fujieda, Shizuoka, Japan, from September 2010 to November or December 2010. A  
17 fertilizer was applied to the soil before planting.

18 Radishes were harvested at 2 different stages, i.e. the young and mature stages. In this study,  
19 the young stage was the growing stage in which the peel (consisting of the epidermis and cortex)  
20 of the young hypocotyl was peeling off. The mature stage was the period when the taproot was  
21 fully expanded. The cultivation periods of the 6 cultivars were as follows. Sobutori radishes  
22 were harvested on the 20th day (young stage) or the 70th day (mature stage) after sowing; Kouto,  
23 Koshin, and Kuromaru radishes were harvested on the 21st day (young stage) or the 83rd day  
24 (mature stage) after sowing; and Shinhasshu and Shogoin radishes were harvested on the 23rd  
25 day (young stage) or the 73rd day (mature stage) after sowing. After harvest, the taproot was

1 weighed and immediately analysed for sugars and organic acids as described below.

2

3 Sample preparation for assays

4

5 A whole hypocotyl of the young radish was used to test metabolites. To analyse metabolites in  
6 the mature radish, a plate sliced off from the taproot was prepared as described below.

7 Preliminary experiments showed that, when Sobutori and Koshin were tested, the contents of

8 soluble sugars (glucose, fructose, and sucrose) and organic acids (malate, citrate, ascorbate,

9 lactate, and pyruvate) were not significantly different between the use of plates and the use of

10 whole taproots. By this method, a large number of mature taproots (around 1 kg per taproot)

11 could be handled in a short time.

12 A fresh taproot was vertically sliced through the centre of the taproot to form a thin plate

13 (approximately 2 mm in thickness) with a cooking knife. The thin plate, which was almost

14 symmetrical, was further cut at the central vertical line of the plate to obtain 2 tissue portions

15 whose shapes were similar. We used the 2 tissue portions to analyse soluble sugars and organic

16 acids, respectively.

17

18 Assays of metabolites

19

20 Soluble sugars such as glucose, fructose, and sucrose were analysed by high-performance liquid  
21 chromatography (HPLC) as described previously (Noichinda et al., 2007) with modifications.

22 The procedure, described below, was applied to 1 g samples of the tissue portions. The tissue

23 portion was cut into small pieces (approximately 1 cm x 1 cm plates) and then extracted twice

24 with boiling ethanol (20 ml), each time for 15 min. After the extracts were combined, the

25 ethanol was evaporated. Residues were taken up in deionized water (1 ml) and then centrifuged

1 at 10,000 x g for 5 min at room temperature. The supernatant was directly passed through a  
2 Sep-Pak C18 cartridge (Waters, MA, USA), which was activated with 10 ml of methanol and  
3 then equilibrated with water. This process was done to remove pigments and phenolics. The  
4 sample was subjected to the isocratic HPLC system (LC-2000, Jasco, Tokyo, Japan) with an  
5 Asahipak NH<sub>2</sub>P-50 4E column (250 mmx4.6 mm id; Showa Denko, Kawasaki, Japan) and an  
6 RI-2031 RI detector (Jasco). The solvent system was acetonitrile/water (75:25, v/v). Lactose  
7 was used as an internal standard.

8 The organic acid contents were determined by enzymatic reaction methods. The procedure for  
9 1 g of the tissue portion is described below. The tissue portion was ground to powder in liquid  
10 nitrogen. The sample was transferred to 3% metaphosphoric acid (5 ml) to extract the organic  
11 acids. After being incubated on ice for 30 min, the sample was centrifuged at 10,000 x g for 10  
12 min at 4 °C. The supernatant was used for the following tests. Malate, citrate, lactate, and  
13 pyruvate were quantified by enzymatic reaction methods using an F-kit (Roche Diagnostics,  
14 Tokyo, Japan). Ascorbate was determined by an enzymatic method (Foyer et al. 1983) with  
15 slight modifications. A reaction mixture (total volume; 1 ml) containing 100 mM sodium  
16 phosphate pH 5.6 (975 µl), sample solution (pH was adjusted to 5.6 with NaOH, 20 µl), and 5 U  
17 ascorbate oxidase (5 µl) was incubated at 25°C. Absorption at 265 nm was monitored.

18

19 Statistical analysis

20

21 To determine any significant differences between Sobutori and the other 6 cultivars, Student's t  
22 test was performed. A *P* value < 0.05 was considered significant.

23

24 **Results**

25

1 First, we grew 7 kinds of radish cultivars, i.e., Sobutori, French Breakfast, Kuromaru,  
2 Shinhasshu, Shogoin, Kouto, and Koshin. The young and mature radishes were harvested to  
3 determine their soluble sugar and organic acid contents. Photographs of the 7 cultivars used in  
4 this study are shown in Fig. 1. The characteristics of the 7 cultivars at the mature stage are noted  
5 below. Sobutori is a white radish and is the most commonly produced radish in Japan. This  
6 cultivar is used as a standard in the present report. French Breakfast is a European small radish  
7 that is two-tone in colour (red and white). Kuromaru is a black radish that originated from  
8 Europe. Shinhasshu and Shogoin are Japanese radishes. Shinhasshu is a white radish produced  
9 for pickled vegetables. Shogoin is a local cultivar which is mainly cultivated in the Kansai area  
10 of Japan. Kouto and Koshin are Chinese radishes which have been recently introduced in Japan.  
11 Kouto is a two-tone (green and white) cultivar. Koshin is a white radish whose inside is red.

12 The fresh weights, soluble sugar contents, and organic acid contents of the taproots of the 7  
13 cultivars are shown in Tables 1 and 2. We investigated not only mature radishes but also young  
14 radishes. In Japan, young radishes called “Oronuki-daikon” are also sold in the local market,  
15 although their production is low. The data of the young and mature taproots are given in Tables  
16 1 and 2, respectively. Although the fresh weights of the young taproots of all the cultivars were  
17 less than 3 g/plant (Table 1), the fresh weights of the mature taproots reached 0.8 to 1.7 kg/plant  
18 except in the French Breakfast radish (15 g/plant) (Table 2).

19 Regarding soluble sugars, glucose, fructose, and sucrose were analysed because only these 3  
20 sugars were detected using the present HPLC system. The glucose, fructose, and sucrose  
21 contents of young Sobutori were 6.9, 3.1, and 5.0  $\mu\text{mol/g}$  fresh weight, respectively (Table 1).  
22 The glucose, fructose, and sucrose contents of other cultivars at the young stage were not  
23 significantly different from the corresponding contents of young Sobutori except in the case of  
24 the glucose and fructose contents of French Breakfast (28 and 13  $\mu\text{mol/g}$  fresh weight,  
25 respectively) and the sucrose content of Kouto (1.0  $\mu\text{mol/g}$  fresh weight). Mature radishes



1 showed remarkably higher glucose and fructose contents than young radishes. The highest  
2 glucose and fructose contents were recorded in mature Kouto (63  $\mu\text{mol/g}$  fresh weight) and  
3 mature Shogoin (55  $\mu\text{mol/g}$  fresh weight), respectively (Table 2). On the other hand, mature  
4 Sobutori contained glucose and fructose at 33 and 39  $\mu\text{mol/g}$  fresh weight, respectively.

5 Tables 1 and 2 show the contents of 5 organic acids, including malate, citrate, ascorbate,  
6 lactate, and pyruvate, in the young and mature radish taproots of the 7 cultivars. The dominant  
7 organic acids in the radishes were malate, citrate, and ascorbate, as in other vegetables (Belitz et  
8 al., 2009). Among the 7 cultivars at the mature stage, Sobutori showed the lowest,  
9 second-lowest, and third-lowest ascorbate, malate, and citrate contents, respectively (Table 2).  
10 The highest malate, citrate, and ascorbate contents were recorded in mature French Breakfast  
11 (13  $\mu\text{mol/g}$  fresh weight), mature Koshin (1.8  $\mu\text{mol/g}$  fresh weight), and mature Shogoin  
12 radishes (2.2  $\mu\text{mol/g}$  fresh weight), respectively. In some metabolites, the SD values in Tables 1  
13 and 2 were large. Preliminary experiments indicated that these great differences were not due to  
14 the sampling method described above, but rather to the large variations in the contents of the  
15 corresponding metabolites between individual plants.

16 In order to comprehensively grasp the sugar and acid contents of the radishes, we produced  
17 graphs showing “total soluble sugars” and “total organic acids” (Fig. 2) in the various cultivars  
18 based on the data in Tables 1 and 2. The total soluble sugar contents are the sums of the glucose,  
19 fructose, and sucrose contents for each cultivar. The total organic acid contents are the sums of  
20 the malate, citrate, and ascorbate contents for each cultivar. The total soluble sugar content of  
21 young Sobutori was not significantly different from the total soluble sugar contents of the other  
22 6 cultivars. However, mature Sobutori contained the lowest total soluble sugar content among  
23 the 7 cultivars. The total soluble sugar contents of mature Shogoin, Kouto, and Koshin were  
24 significantly higher than that of mature Sobutori. The proportions of the total soluble sugars  
25 made up of fructose tended to be higher in the mature radishes than in the young radishes. The

1 total organic acid contents of young Kouto and young Koshin were significantly higher than the  
2 total organic acid content of young Sobutori. In the mature radishes, Sobutori had a lower  
3 organic acid content than French Breakfast, Kuromaru, Shogoin, Kouto, and Koshin. Mature  
4 radishes tended to have lower total acid contents than young radishes except in the case of  
5 French Breakfast.

## 6 7 **Discussion**

8  
9 In the practical market, size and fresh appearance are the primary selection standards for  
10 good-quality radishes. However, no chemical index regarding the quality of radishes has been  
11 established. Here we report the variations in the contents of soluble sugars and organic acids that  
12 are related to taste among radish cultivars. Seven radish cultivars including Sobutori, which has  
13 an overwhelming share of the radish market in Japan, were tested for their contents of soluble  
14 sugars and organic acids. The contents in Sobutori were then compared with those in other 6  
15 cultivars.

16 At the mature stage, the total soluble sugar contents of Koshin, Kouto, and Shogoin were  
17 significantly higher than that of Sobutori (Fig. 2). Moreover, mature Koshin, Kouto, and  
18 Shogoin contained significantly more fructose, which is believed to be sweeter than glucose and  
19 sucrose, than mature Sobutori (Table 2). These results indicate that Koshin, Kouto, and Shogoin  
20 should be considered potentially sweeter cultivars than Sobutori.

21 Our previous study showed that there is variation in the starch content among radish cultivars  
22 (Hara et al., 2009a). Koshin is a starch-rich cultivar (18 mg/g fresh weight), but Sobutori is a  
23 starch-poor cultivar (1.4 mg/g fresh weight). Intriguingly, cultivars with higher starch content  
24 tended to show higher amylase activity (Hara et al., 2009a). It was reported that most amylase  
25 activity in the radish taproots was due to the thermostable  $\beta$ -amylase RsBAMY, whose

1 amylolytic activity was not reduced even at 70°C (Hara et al., 2009b). These results suggest that,  
2 when cooked, Koshin may generate more soluble sugars by degrading more starch with higher  
3 amylase activities than Sobutori.

4 We noticed that cultivars with high total soluble sugar contents at the mature stage such as  
5 Kouto and Koshin also exhibited high total organic acid contents at the young stage (Fig. 2).  
6 Thus, we plotted the total soluble sugar contents of the mature radishes against the total organic  
7 acid contents of the young radishes in Fig. 3; the former values appeared to be positively  
8 correlated with the latter values ( $R^2 = 0.71$ ). This indicates that cultivars which contain more  
9 organic acids at the young stage accumulate more soluble sugars when they mature.

10 In the case of fruits, it has been documented that the sour taste that is contributed by organic  
11 acids is attenuated when the total soluble sugar contents overwhelm the total organic acid  
12 contents (Malundo et al., 1995; Harker et al., 2002). Mature radishes possess higher total soluble  
13 sugar contents than total organic acid contents (Fig. 2). The total soluble sugar contents were  
14 more than 10 times greater than the total organic acid contents in Shinhasshu (12.8 times),  
15 Shogoin (10.1 times), Kouto (11.9 times), and Koshin (11.0 times), showing that these cultivars  
16 may exhibit little sourness.

17 In conclusion, we found that there are intraspecies variations in the soluble sugar and organic  
18 acid contents between radishes. Our results suggest that Shogoin, Kouto and Koshin are sweet  
19 cultivars. The contents of soluble sugars and organic acids may be chemical indexes for the taste  
20 of radishes, and such indexes will also provide useful information for the production, use, and  
21 breeding of high-quality radishes.

22

## 23 **References**

24

25 Barillari, J., Iori, R., Papi, A., Orlandi, M., Bartolini, G., Gabbanini, S., Pedulli, G.F. &

1 Valgimigli, L. (2008). Kaiware Daikon (*Raphanus sativus* L.) extract: a naturally multipotent  
2 chemopreventive agent. *Journal of Agricultural and Food Chemistry*, **56**, 7823-7830.  
3  
4 Beevi, S.S., Mangamoori, L.N., Subathra, M. & Edula, J.R. (2010). Hexane extract of *Raphanus*  
5 *sativus* L. roots inhibits cell proliferation and induces apoptosis in human cancer cells by  
6 modulating genes related to apoptotic pathway. *Plant Foods for Human Nutrition*, **65**, 200-209.  
7  
8 Belitz, H.D., Grosch, W. & Schieberle, P. (2009). Vegetables and vegetable products. In: *Food*  
9 *Chemistry*. Pp. 770-806. Berlin/Heidelberg: Springer.  
10  
11 Foyer, C., Rowell, J. & Walker, D. (1983). Measurement of the ascorbate content of spinach leaf  
12 protoplasts and chloroplasts during illumination. *Planta*, **157**, 239-244.  
13  
14 Hanlon, P.R., Webber, D.M. & Barnes, D.M. (2007). Aqueous extract from spanish black radish  
15 (*Raphanus sativus* L. Var. niger) induces detoxification enzymes in the HepG2 human hepatoma  
16 cell line. *Journal of Agricultural and Food Chemistry*, **55**, 6439-6446.  
17  
18 Hara, M., Ito, F., Asai, T. & Kuboi, T. (2009a). Variation in amylase activities in radish  
19 (*Raphanus sativus*) cultivars. *Plant Foods for Human Nutrition*, **64**, 188-192.  
20  
21 Hara, M., Sawada, T., Ito, A., Ito, F. & Kuboi, T. (2009b). A major  $\beta$ -amylase expressed in  
22 radish taproots. *Food Chemistry*, **114**, 523-528.  
23  
24 Harker, F.R., Marsh, K.B., Young, H., Murray, S.H., Gunson, F.A. & Walker, S.B. (2002).  
25 Sensory interpretation of instrumental measurements 2: sweet and acid taste of apple fruit.

1 *Postharvest Biology and Technology*, **24**, 241-250.

2

3 Kafkas, E., Kosar, M., Paydas, S., Kafkas, S. & Baser, K.H.C. (2007). Quality characteristics of  
4 strawberry genotypes at different maturation stages. *Food Chemistry*, **100**, 1229-1236.

5

6 Khanum, F., Siddalinga Swamy, M., Sudarshana Krishna, K.R., Santhanam, K. & Viswanathan,  
7 K.R. (2000). Dietary fiber content of commonly fresh and cooked vegetables consumed in India.  
8 *Plant Foods for Human Nutrition*, **55**, 207-218.

9

10 Lim, S., Lee, J. & Kim, J.K. (2009). Analysis of isothiocyanates in newly generated vegetables,  
11 Baemuchae (×Brassicoraphanus) as affected by growth. *International Journal of Food Science  
12 and Technology*, **44**, 1401-1407.

13

14 Malundo, T.M.M., Shewfelt, R.L. & Scott, J.W. (1995). Flavor quality of fresh tomato  
15 (*Lycopersicon esculentum* Mill.) as affected by sugar and acid levels. *Postharvest Biology and  
16 Technology*, **6**, 103-110.

17

18 Mattila, P. & Hellström, J. (2007). Phenolic acids in potatoes, vegetables, and some of their  
19 products. *Journal of Food Composition and Analysis*, **20**, 152-160.

20

21 Montaut, S., Barillari, J., Iori, R. & Rollin, P. (2010). Glucoraphasatin: chemistry, occurrence,  
22 and biological properties. *Phytochemistry*, **71**, 6-12.

23

24 Noichinda, S., Bodhipadma, K., Mahamontri, C., Narongruk, T. & Ketsa, S. (2007). Light  
25 during storage prevents loss of ascorbic acid, and increases glucose and fructose levels in

1 Chinese kale (*Brassica oleracea* var. *alboglabra*). *Postharvest Biology and Technology*,  
2 **44**, 312-315.  
3  
4 Papi, A., Orlandi, M., Bartolini, G., Barillari, J., Iori, R., Paolini, M., Ferroni, F., Fumo, M.G.,  
5 Pedulli, G.F. & Valgimigli, L. (2008). Cytotoxic and antioxidant activity of  
6 4-methylthio-3-butenyl isothiocyanate from *Raphanus sativus* L. (Kaiware Daikon) sprouts.  
7 *Journal of Agricultural and Food Chemistry*, **56**, 875-883.  
8  
9 Versari, A., Castellari, M., Parpinello, G.P., Riponi, C. & Galassi, S. (2002). Characterisation of  
10 peach juices obtained from cultivars Redhaven, Suncrest and Maria Marta grown in Italy. *Food*  
11 *Chemistry*, **76**, 181-185.  
12

**Table 1** Fresh weight, soluble sugar contents, and organic acid contents in the young taproots of 7 radish cultivars

Cultivar	Fresh weight (g/plant)	Soluble sugars ( $\mu\text{mol/g}$ fresh weight)			Organic acids ( $\mu\text{mol/g}$ fresh weight)				
		Glucose	Fructose	Sucrose	Malate	Citrate	Ascorbate	Lactate	Pyruvate
Sobutori	0.92 $\pm$ 0.08 a	6.85 $\pm$ 5.66 a	3.08 $\pm$ 2.97 a	5.00 $\pm$ 3.22 a	8.38 $\pm$ 0.42 a	1.85 $\pm$ 0.42 a	2.89 $\pm$ 0.58 a	0.15 $\pm$ 0.07 a	0.16 $\pm$ 0.01 a
French Breakfast	2.85 $\pm$ 1.17 b	27.85 $\pm$ 18.25 b	13.35 $\pm$ 9.21 b	3.50 $\pm$ 3.47 a	14.09 $\pm$ 0.28 b	0.86 $\pm$ 0.28 b	2.26 $\pm$ 0.56 a	0.16 $\pm$ 0.07 a	0.11 $\pm$ 0.01 b
Kuromaru	0.30 $\pm$ 0.07 b	4.24 $\pm$ 1.69 a	0.96 $\pm$ 0.32 a	3.24 $\pm$ 2.09 a	10.02 $\pm$ 1.17 a	3.31 $\pm$ 1.17 b	3.32 $\pm$ 0.65 a	0.07 $\pm$ 0.04 a	0.12 $\pm$ 0.04 a
Shinshasshu	1.06 $\pm$ 0.10 a	7.28 $\pm$ 4.34 a	1.69 $\pm$ 0.82 a	4.69 $\pm$ 3.18 a	8.82 $\pm$ 0.82 a	3.71 $\pm$ 0.82 b	3.08 $\pm$ 0.83 a	0.13 $\pm$ 0.10 a	0.11 $\pm$ 0.02 b
Shogoin	0.85 $\pm$ 0.20 a	5.66 $\pm$ 2.51 a	1.93 $\pm$ 0.80 a	9.15 $\pm$ 5.01 a	6.11 $\pm$ 0.61 a	6.46 $\pm$ 0.61 b	4.33 $\pm$ 0.41 b	0.12 $\pm$ 0.06 a	0.12 $\pm$ 0.06 a
Kouto	0.56 $\pm$ 0.20 b	3.50 $\pm$ 2.62 a	1.06 $\pm$ 0.77 a	0.98 $\pm$ 0.67 b	15.81 $\pm$ 1.52 b	3.36 $\pm$ 1.52 a	3.74 $\pm$ 0.45 b	0.16 $\pm$ 0.06 a	0.10 $\pm$ 0.03 b
Koshin	0.56 $\pm$ 0.08 b	9.34 $\pm$ 5.30 a	2.01 $\pm$ 1.19 a	5.56 $\pm$ 3.46 a	19.97 $\pm$ 0.72 b	3.81 $\pm$ 0.72 b	3.84 $\pm$ 0.52 b	0.03 $\pm$ 0.08 b	0.20 $\pm$ 0.06 a

Values are expressed as means  $\pm$  SD of 5 plants. Roman letters “a” and “b” represent values that are not significantly different and are significantly different from the values of Sobutori (Student's t test,  $P < 0.05$ ) within each column, respectively.

1

2

**Table 2** Fresh weight, soluble sugar contents, and organic acid contents in the mature taproots of 7 radish cultivars

Cultivar	Fresh weight (kg/plant)	Soluble sugars ( $\mu\text{mol/g}$ fresh weight)			Organic acids ( $\mu\text{mol/g}$ fresh weight)				
		Glucose	Fructose	Sucrose	Malate	Citrate	Ascorbate	Lactate	Pyruvate
Sobutori	1.386 $\pm$ 0.095 a	32.71 $\pm$ 2.33 a	38.99 $\pm$ 2.40 a	5.08 $\pm$ 4.41 a	5.86 $\pm$ 0.57 a	0.79 $\pm$ 0.57 a	1.19 $\pm$ 0.16 a	0.07 $\pm$ 0.04 a	0.13 $\pm$ 0.03 a
French Breakfast	0.015 $\pm$ 0.003 b	42.84 $\pm$ 7.07 b	37.11 $\pm$ 4.58 a	2.66 $\pm$ 1.22 a	12.87 $\pm$ 0.19 b	0.43 $\pm$ 0.19 a	1.89 $\pm$ 0.93 a	0.17 $\pm$ 0.12 a	0.16 $\pm$ 0.02 a
Kuromaru	0.812 $\pm$ 0.070 b	51.90 $\pm$ 15.16 b	25.93 $\pm$ 9.01 b	5.97 $\pm$ 1.37 a	9.12 $\pm$ 0.31 b	1.31 $\pm$ 0.31 a	1.45 $\pm$ 0.19 b	0.08 $\pm$ 0.04 a	0.09 $\pm$ 0.02 b
Shinshasshu	1.700 $\pm$ 0.276 b	48.27 $\pm$ 7.77 b	38.66 $\pm$ 8.77 a	3.93 $\pm$ 1.13 a	5.18 $\pm$ 0.24 a	0.42 $\pm$ 0.24 a	1.53 $\pm$ 0.12 b	0.07 $\pm$ 0.03 a	0.11 $\pm$ 0.01 a
Shogoin	1.578 $\pm$ 0.365 a	55.22 $\pm$ 5.37 b	54.57 $\pm$ 3.77 b	5.57 $\pm$ 1.96 a	8.44 $\pm$ 0.16 b	0.94 $\pm$ 0.16 a	2.16 $\pm$ 0.32 b	0.10 $\pm$ 0.07 a	0.13 $\pm$ 0.03 a
Kouto	0.870 $\pm$ 0.173 b	63.28 $\pm$ 18.51 b	47.70 $\pm$ 7.76 b	11.95 $\pm$ 2.10 b	7.45 $\pm$ 0.22 b	0.89 $\pm$ 0.22 a	1.87 $\pm$ 0.39 b	0.07 $\pm$ 0.03 a	0.11 $\pm$ 0.04 a
Koshin	1.023 $\pm$ 0.201 b	53.45 $\pm$ 10.28 b	53.46 $\pm$ 7.46 b	21.38 $\pm$ 6.00 b	7.76 $\pm$ 0.45 b	1.80 $\pm$ 0.45 b	1.58 $\pm$ 0.12 b	0.22 $\pm$ 0.11 b	0.11 $\pm$ 0.00 a

Values are expressed as means  $\pm$  SD of 5 plants. Roman letters “a” and “b” represent values that are not significantly different and are significantly different from the values of Sobutori (Student's t test,  $P < 0.05$ ) within each column, respectively.

3

4

5

6

1 **Figure legends**

2

3 **Figure 1** Photographs of the 7 radish cultivars used in this study at the young (upper line) and  
4 mature (lower line) stages. White bars represent 1 cm (young radishes) and 5 cm (mature  
5 radishes), respectively.

6

7 **Figure 2** Total soluble sugar contents and total organic acid contents of the 7 radish cultivars at  
8 the young and mature stages. Values and error bars show the means  $\pm$  SD of 5 plants. Roman  
9 letters “a” and “b” represent values that are not significantly different and are significantly  
10 different from the values of Sobutori (Student's t test,  $P < 0.05$ ) within each graph, respectively.

11

12 **Figure 3** Relationship between the total soluble sugar contents in the mature radishes and the  
13 total organic acid contents in the young radishes in 7 radish cultivars. Values and bars represent  
14 the means  $\pm$  SE of 5 plants. The dotted line is the regression line ( $R^2 = 0.71$ ).

15



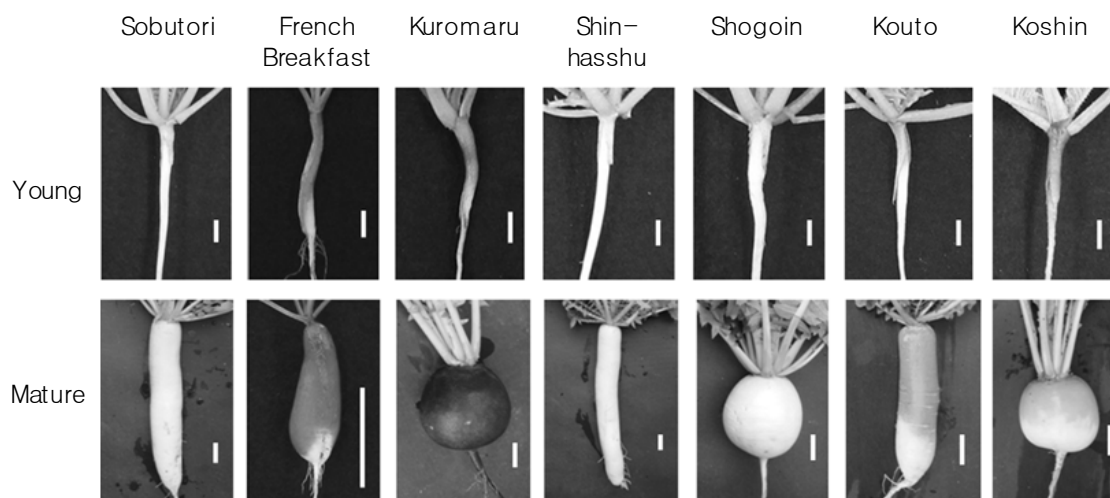


Fig. 1 Hara et al.

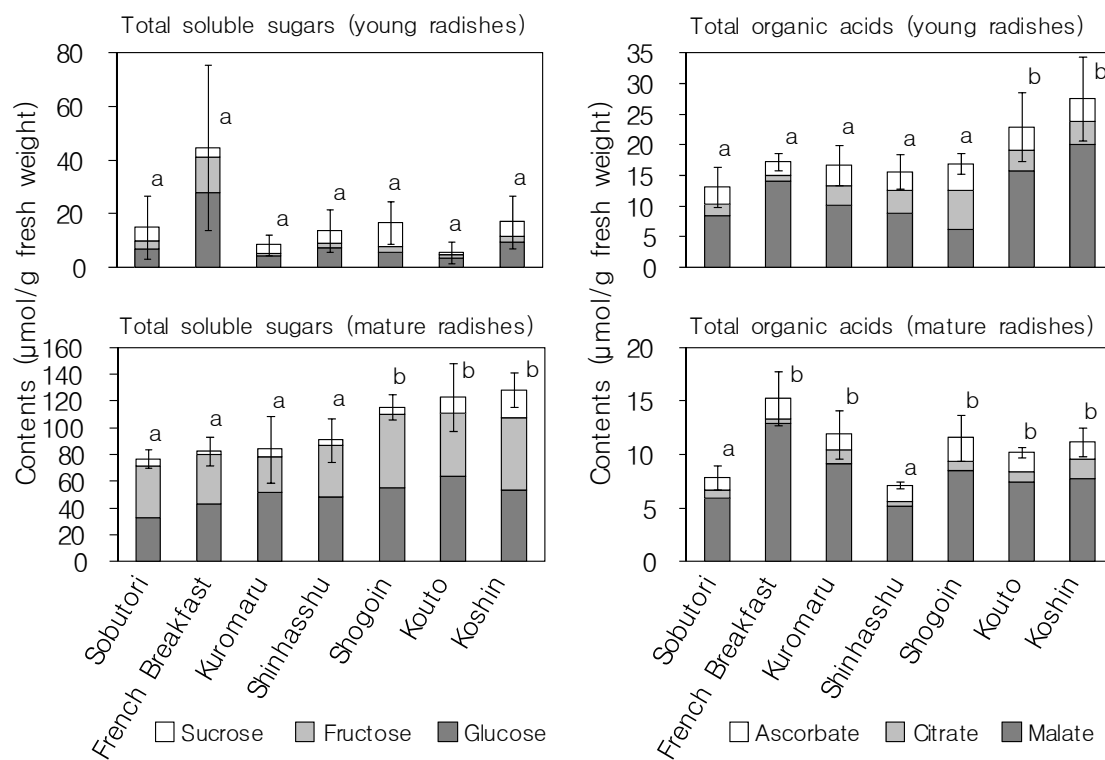


Fig. 2 Hara et al.

1  
2  
3

4  
5

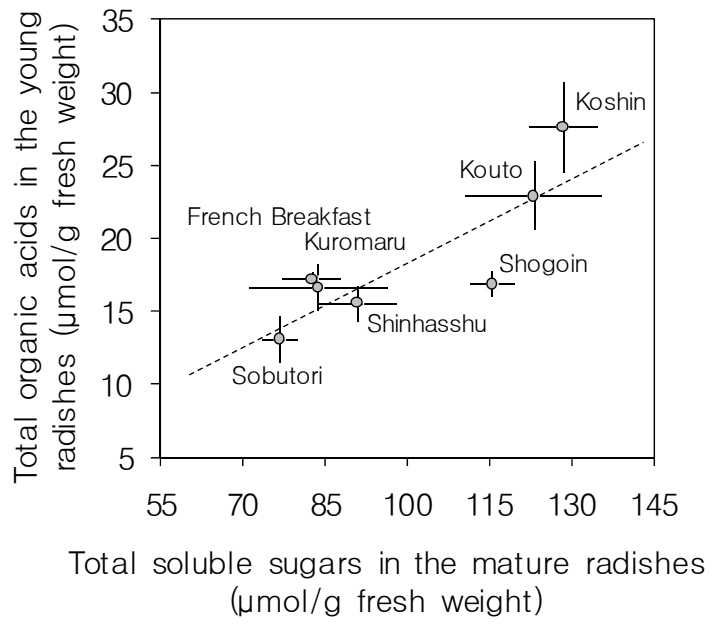


Fig. 3 Hara et al.

1